

ORIGAMI


なまえ: _____

Origami is the art of Japanese paper-folding. Use these links to find out more about origami, and why it is so significant to Japanese culture and history.

BEFORE YOU BEGIN

1. Please tell me three things that you know about Origami.
2. Do you believe that Origami is popular in the United States? If so, what do you believe are the most popular origami?

3. Have you ever made origami? If so, what origami have you made?



PART ONE

Please view these sites (as many times as you want) and answer the questions below.

<http://library.thinkquest.org/27458/nf/origami/history.html>


<http://en.wikipedia.org/wiki/Origami>

http://www.origami.gr.jp/People/OKMR_/history-e.html

<http://www.sadako.org/sadakostory.htm>

Assignment 1: Questions:

1. Who is Sadako and why is origami so significant to her story?
2. When was Origami said to be invented and where did it come from?
3. What kind of paper do you use for Origami (not “origami paper!”)? It has a Japanese name?
4. How was origami important to fashion? To modern art?
5. What does the word “origami” mean?



PART TWO

Please view this site and answer the questions. If you see 🚩, please answer the questions in Japanese. (if you do not know what the Japanese is, please use this dictionary online: <http://www.csse.monash.edu.au/~jwb/wwwjdic.html> :


<http://www.origami-club.com/en/>

1. How many steps does it take to make a つる? (Hint: it's in Traditional)
2. If I were to make a かみのひこうき, how many would I have to choose from?
3. How many pieces of paper do you need for しゅりけん?
4. 🚩 What are five animals that are shown on this website?
5. 🚩 Find three origami that are **five stars** of difficulty.
6. 🚩 Find three things you のみます and three things you たべます from this site.
7. 🚩 If you had the choice to do three origami, what would those three be?

Assignment 2: Instructional Video!

- 1) Find one origami model to make and you will record a video describing how you make it. (You need to have it completely down (=memorized) by the time of your presentation. (By the way, you all have to do something different---everyone will learn each other's origami!)
- 2) Please answer these questions on a sheet of paper:
 1. What did you choose?
 2. Why did you choose it?
 3. Was it easy or difficult?
 4. What did you think of the video?

I will bring all origami paper to class so you can practice!



Andrew Scott 2008